

## Sliding Doors

Seaglaze manufacture two versions of Sliding Doors, the S.23 and S.25. The sliding door is ideal for areas where a conventional outward opening door would impinge on the available space or fittings.

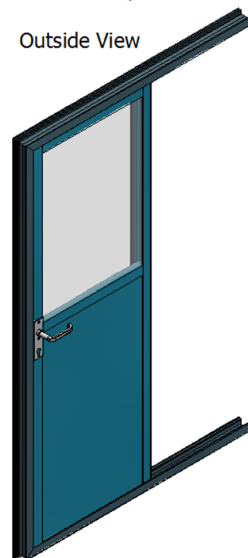
Made from robust marine grade aluminium, the doors are built to customer size and shapes to fit virtually any opening.

The S.23 door is hung externally on the face of the boats superstructure using a Through Fix frame section.

The S.25 door sits in an aperture and fixes similar to our other Through Fix door sections.

The doors are provided fully assembled, complete with sliding doors, top and bottom sliding runners and track; ready for installation. Sliding doors can have full panels or be half glazed or fully glazed.

To complement the doors' surroundings, both the outer frame and door panels are anodised and can be powder coated in a wide range of colours.



### Key Points:

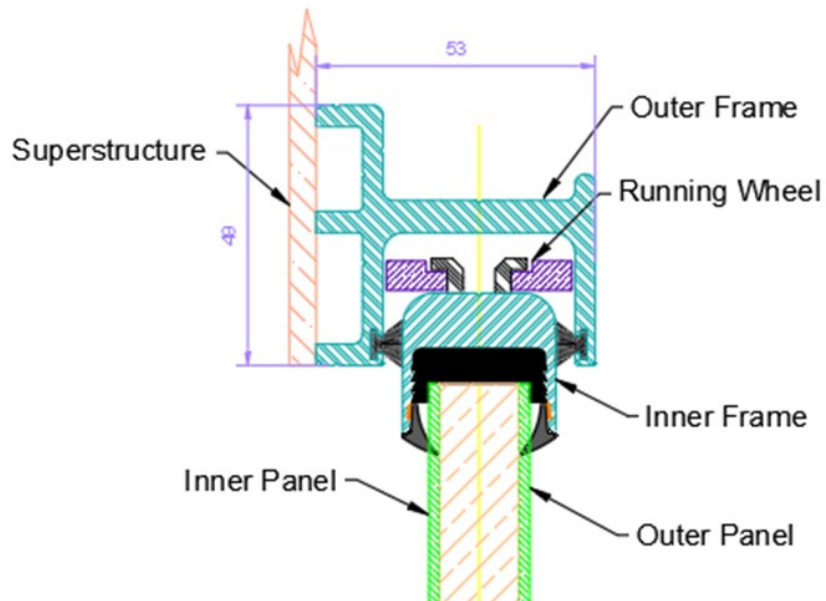
- Through Fix
- Lockable if Required
- Mitred Corners
- Variety of Finishes Available
- Half or Fully Glazed Available

See reverse for technical data

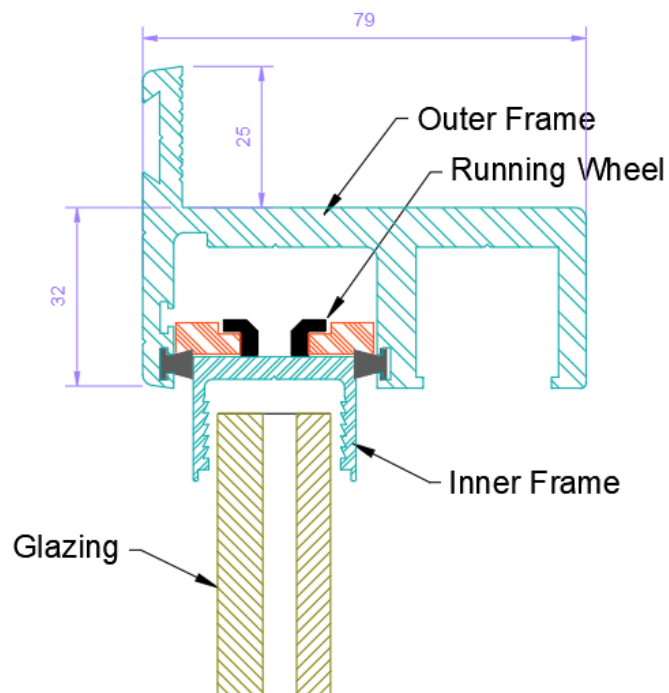


## Sliding Doors

### S.23 Sliding Door



### S.25 Sliding



Drawings and 3D models available on request.