



Locks


Part	Description	Status	Reference	Page
KS-7	Mortise Locks			3
FT LCK 100 H	GSV Mortice Latch, Lock, Left	Active	7-1	3
FT LCK 198	GSV Sliding Door Mortice Lock	Active	7-2	3
FT LCK 199	GSV Sliding door lock,	Active	7-3	3
FT LCK 200	GSV Sliding Door Lock SS/Brass	Active	7-4	3
FT LCK 260	Trio-Ving Sliding door Lock 5049 with keep	Active	7-5	4
FT LCK 262 H	Trio Ving 5016 35mm Back Set RH Lock	Active	7-6	4
FT LCK 450	Lockset West 1060 53mm	Active	7-7	4
KS-8	Plant-on Locks			5
FT LCK 112 H	GSV Plant on Lock, Left Hand	Active	8-1	5
FT LCK 121 H	Patch Lock / Eurocylinder	Active	8-2	5
FT LCK 261	Keyed/Thumbturn Cylinders Set, w/Faceplates	Active	8-3	5
FT LCK 342	S.23 Sliding Door Lock	Active	8-4	5
FT LCK 809	Plunger Lock 25mm Chrome on Brass Lockable	Active	8-5	6
FT LCK 850	Flush Handle For Exterior S21-23 Flush Door	Long Term Unused	6	6
KS-9	Profile Cylinders			7
FT LCK 116	Profile cylinder 45mm c/w 3keys	Active	9-1	7
FT LCK 812	Yale, Cylinder 2626	Buy as Needed	9-2	7
FT LCK 128	Single Cylinder, 30/10, Keyed Outside	Active	9-3	7
FT LCK 127	Single Cylinder, 40/10, Keyed Inside	Active	9-4	7
FT LCK 135	Double Cylinder, 27/27, Keyed/Thumbturn	Active	9-5	8
FT LCK 138	Double Cylinder, 30/40, Keyed/Thumbturn	Active	9-6	8
FT LCK 126	Double Cylinder, 30/40, Keyed/Keyed	Active	9-7	8
KS-10	Strike Plates			9
FT LCK 110	S.21 Door Keep	Active	10-1	9
FT LCK 800 B	Yale, Motice Lock Strike Plate	Active	10-2	9
FT LCK 269	Stainless Keep for FT LCK 262	Active	10-3	9
KS-11	Escutcheons/Faceplates			10
FT LCK 102	BackPlate, GSV, Keyhole, No Cover	Active	11-1	10
FT LCK 103	Backplate, GSV, Keyhole, with Cover	Active	11-2	10
FT LCK 104	Backplate, GSV, No Keyhole, No Cover	Active	11-3	10


Part	Description	Status	Reference	Page
FT LCK 105	Backplate, GSV, Bathroom	Active	11-4	10
FT LCK 120	Backplate, GSV, Euro Lock, No Cover	Active	11-5	11
FT LCK 124	Escutcheon, Inner	Active	11-6	11
FT LCK 125	Escutcheon, Outer	Active	11-7	11
FT LCK 140 I	GSV Escutcheon, Internal Oval	Active	11-8	11
FT LCK 140 E	GSV Escutcheon, External Oval	Active	11-9	12
FT LCK 207	Keyhole Rose 730167 BPC	Active	11-10	12
FT LCK 263 A	Trio Ving Long Escutcheons 8mm	Active	11-11	12
FT LCK 347	S.31 DIA Lock escutcheon spacer	Buy as Needed	11-12	12
KS-14	Wedges (Mounts and Spacers)			13
FT LCK 113	G40 Weld in Mount for FT LCK 112	Active	14-1	13
KS-4	Latches			14
FT LCK 106 H	GSV968 LOCK Left Hand	Long Term Unused-1		14
FT LCK 206	Anti-Rattle Mortise Latch Stainless Steel	Active	4-2	14
FT LCK 230	S,23 Stable Door Latch	Active	4-3	14
KS-5	Catches			15
FT LCK 150 H	Heavy Duty Bathroom Mortice Lock, L/H	Active	5-1	15
FT LCK 203	Rim Latch Chrome or Brass.	Active	5-2	15
FT LCK 266	Trio Ving Thumbturn Cylinder	Active	5-3	15
FT LCK 852 H	Latch For Interior and Exterior S21-23 Flush Door	Long Term Unused-4		15
KS-15	Keys			16
FT LCK 142	GSV Key (Kroon)	Active	15-1	16
FT LCK 349	Mobella Key, 802	Active	15-2	16
FT LCK 453	Key Blank for West Lock	Active	15-3	16

Explanation: Fitting that is fixed into a prepared slot or hole cut into the edge of a door.


<p>Status: Active Height: 210 mm Material: Brass Width: 80 mm Colour: Mill Finish Weight: 857 g</p> <p>Prime Series: 21 Number of Keys 2 Thickness 15mm Mounting Pitch 190mm</p> <p>Handed component - Left Show n, Right also available</p>	<p>7-1 Normal FT LCK 100 H</p>  <p style="text-align: center;">GSV Mortise Latch, Lock, Left</p>
---	---


<p>Status: Active Height: 200 mm Material: Brass Width: 20 mm Colour: Mill Finish Weight: 462 g</p> <p>Prime Series: Mounting Pitch 180mm</p> <p>Lock cylinder to fit this frame - FT LCK 116 q.v.</p>	<p>7-2 Normal FT LCK 198</p>  <p style="text-align: center;">GSV Sliding Door Mortise Lock</p>
---	--


<p>Status: Active Height: 158 mm Material: Brass Width: 82 mm Colour: Mill Finish Weight: 1028 g</p> <p>Prime Series: Number of Keys 2 Mounting Pitch 180mm</p> <p>Key for Lock - FT KEY 103 q.v. KEYS</p>	<p>7-3 Normal FT LCK 199</p>  <p style="text-align: center;">GSV Sliding door lock,</p>
---	--

<p>Status: Active Height: 140 mm Material: Brass Width: 10 mm Colour: Mill Finish Weight: 554 g</p> <p>Prime Series: 23 Mounting Pitch 180mm Number of Keys 2</p> <p>Key for Lock - FT KEY 104 q.v. KEYS Handle to fit this lock - FT LCK 101</p>	<p>7-4 Normal FT LCK 200</p>  <p style="text-align: center;">GSV Sliding Door Lock SS/Brass</p>
--	--


Explanation: Fitting that is fixed into a prepared slot or hole cut into the edge of a door.


<p>Status: Active Height: 110 mm Material: Brass Width: 15 mm Colour: Mill Finish Weight: 782 g</p> <p>Prime Series: Mounting Pitch 95mm</p>	<p>7-5 Normal FT LCK 260</p>  <p>Trio-Ving Sliding door Lock 5049 with keep</p>
---	--


<p>Status: Active Height: Unknown Material: Brass Width: Unknown Colour: Mill Finish Weight: 643 g</p> <p>Prime Series:</p> <p>Handed component - Right shown, Left also available</p>	<p>7-6 Normal FT LCK 262 H</p>  <p>Trio Ving 5016 35mm Back Set RH Lock</p>
---	---


<p>Status: Active Height: 136 mm Material: Brass Width: 19 mm Colour: Mill Finish Weight: 361 g</p> <p>Prime Series: Number of Keys 3</p> <p>Key for Lock - FT KEY 002 q.v. KEYS</p>	<p>7-7 Normal FT LCK 450</p>  <p>Lockset West 1060 53mm</p>
---	--

Explanation: The opposite of a Mortise Lock, clearly visible, fitted to the face of a Door.

<p>Status: Active Height: 105 mm Material: Brass Width: 84 mm Colour: Mill Finish Weight: 605 g</p> <p>Prime Series: Thickness 19mm Number of Keys 2</p> <p>Handed component - Left shown, Right also available</p>	<p>8-1 FT LCK 112 H</p>  <p>GSV Plant on Lock, Left Hand</p>
--	--

<p>Status: Active Height: Unknown Material: Aluminium Width: Unknown Colour: Mill Finish Weight: Unknown</p> <p>Prime Series: 24 Thickness 19mm Overall Length 114mm with Brackets Overall Width 84mm</p> <p>Handed component - Left shown, Right also available</p>	<p>8-2 FT LCK 121 H</p>  <p>Patch Lock / Eurocylinder</p>
---	--

<p>Status: Active Height: 90 mm Material: Stainless Steel Width: 30 mm Colour: Mill Finish Weight: 490 g</p> <p>Prime Series: Mounting Pitch 62mm Number of Keys 3</p> <p>Key for Lock - FT KEY 042 q.v. KEYS</p>	<p>8-3 Normal FT LCK 261</p>  <p>Keyed/Thumbturn Cylinders Set, w/Faceplates</p>
--	---


<p>Status: Active Height: Unknown Material: Aluminium Width: Unknown Colour: Mill Finish Weight: 339 g</p> <p>Prime Series: 23 Overall length 300mm Number of Keys 2 Overall Width 31mm</p> <p>Key for Lock - FT KEY 151 q.v. KEYS</p>	<p>8-4 Normal FT LCK 342</p>  <p>S.23 Sliding Door Lock</p>
---	--

Explanation: The opposite of a Mortise Lock, clearly visible, fitted to the face of a Door.

Status: Active Height: 47 mm
Material: Stainless Steel Width: Unknown
Colour: Chrome Weight: 64 g

Prime Series:
Mounting Pitch 36mm
Diameter 22mm
Number of Keys 2
Key for Lock - FT KEY 021 q.v. KEYS

8-5 Normal **FT LCK 809**



Plunger Lock 25mm Chrome on Brass Lockable

Status: Long Term Unused Height: Unknown
Material: Plastic Width: Unknown
Colour: Black Weight: 141 g


Prime Series: 21
Overall Height 120mm
Overall Width 115mm
Number of Keys 2
Key for Lock - FT KEY 001 q.v. KEYS


8-6 Normal **FT LCK 850**





Flush Handle For Exterior S21-23 Flush Door

Explanation: An alternative name for a Lock predominately using a Pin Tumbler Mechanism q.v.
Pin Tumbler Mechanism - A plug secured to its sleeve or barrel by several spring loaded pins which protrude


<p>Status: Active Height: Unknown Material: Stainless Steel Width: Unknown Colour: Chrome Weight: 157 g</p> <p>Prime Series: Overall length 45mm Overall Width 13mm Number of Keys 3 Key for Lock - FT KEY 031 q.v. KEYS</p>	<p>9-1 Normal FT LCK 116</p>  <p>Profile cylinder 45mm c/w 3keys</p>
---	---


<p>Status: Buy as Needed Height: 33 mm Material: Stainless Steel Width: Unknown Colour: Mill Finish Weight: 205 g</p> <p>Prime Series: Overall Length 65mm Overall Width 17mm Number of Keys 3 Key for Lock - FT KEY 011 q.v. KEYS</p>	<p>9-2 Normal FT LCK 812</p>  <p>Yale, Cylinder 2626</p>
---	--

<p>Status: Active Height: Unknown Material: Stainless Steel Width: Unknown Colour: Mill Finish Weight: Unknown</p> <p>Prime Series: 24 Any other details Keyed Side 30mm Any other details Single Cylinder 10mm</p> <p>Measurements are taken from fixing hole.</p>	<p>9-3 FT LCK 128</p>  <p>Single Cylinder, 30/10, Keyed Outside</p>
--	--

<p>Status: Active Height: Unknown Material: Stainless Steel Width: Unknown Colour: Mill Finish Weight: Unknown</p> <p>Prime Series: 24 Any other details Keyed Side 40mm Any other details Single Cylinder 10mm</p> <p>Measurements are taken from fixing hole.</p>	<p>9-4 FT LCK 127</p>  <p>Single Cylinder, 40/10, Keyed Inside</p>
--	---


Explanation: An alternative name for a Lock predominately using a Pin Tumbler Mechanism q.v.
Pin Tumbler Mechanism - A plug secured to its sleeve or barrel by several spring loaded pins which protrude


<p>Status: Active Height: Unknown Material: Stainless Steel Width: Unknown Colour: Mill Finish Weight: Unknown Prime Series: 21 Any other details Keyed Side 27mm Any other details Thumbturn Side 27mm Measurements are taken from fixing hole.</p>	<p>9-5 FT LCK 135</p>  <p style="text-align: center;">Double Cylinder, 27/27, Keyed/Thumbturn</p>
---	--


<p>Status: Active Height: Unknown Material: Brass Width: Unknown Colour: Satin Chrome Weight: Unknown Prime Series: 24 Any other details Keyed Side 30mm Any other details Thumbturn Side 40mm</p>	<p>9-6 FT LCK 138</p>  <p style="text-align: center;">Double Cylinder, 30/40, Keyed/Thumbturn</p>
--	---

<p>Status: Active Height: Unknown Material: Brass Width: Unknown Colour: Satin Chrome Weight: Unknown Prime Series: 24 Any other details Keyed Side 30mm Any other details Opposite Keyed Side 40mm</p>	<p>9-7 FT LCK 126</p>  <p style="text-align: center;">Double Cylinder, 30/40, Keyed/Keyed</p>
---	--


Explanation: The plate against which the latch of a door lock strikes as the door is closed.


<p>Status: Active Height: 181 mm Material: Stainless Steel Width: 35 mm Colour: Mill Finish Weight: 44 g Prime Series: 21 Thickness: 2mm</p>	<p>10-1 Normal FT LCK 110</p>  <p>S.21 Door Keep</p>
--	---


<p>Status: Active Height: 124 mm Material: Stainless Steel Width: 26 mm Colour: Mill Finish Weight: 41 g Prime Series: Thickness: 2mm Mounting Pitch: 103mm</p>	<p>10-2 Normal FT LCK 800 B</p>  <p>Yale, Motice Lock Strike Plate</p>
---	--


<p>Status: Active Height: Unknown Material: Stainless Steel Width: Unknown Colour: Mill Finish Weight: Unknown Prime Series: Overall Length: 199mm Overall Width: 25mm excluding strike Mounting Pitch: 174mm</p>	<p>10-3 FT LCK 269</p>  <p>Stainless Keep for FT LCK 262</p>
---	--

Explanation: Ornamental plate that provides protection for the paintwork of the superstructure from the key. Also has the function of holding a handle.

<p>Status: Active Height: Unknown Material: Aluminium Width: Unknown Colour: Anodised Weight: 132 g</p> <p>Prime Series: Overall Height 165mm Overall Width 45mm Mounting Pitch 68mm</p>	<p>11-1 Normal FT LCK 102</p>  <p>BackPlate, GSV, Keyhole, No Cover</p>
---	--


<p>Status: Active Height: Unknown Material: Aluminium Width: Unknown Colour: Anodised Weight: 125 g</p> <p>Prime Series: Overall Height 165mm Overall Width 45mm Mounting Pitch 68mm</p>	<p>11-2 Normal FT LCK 103</p>  <p>Backplate, GSV, Keyhole, with Cover</p>
---	---


<p>Status: Active Height: Unknown Material: Aluminium Width: Unknown Colour: Anodised Weight: 128 g</p> <p>Prime Series: Overall Height 165mm Overall Width 45mm Mounting Pitch 68mm</p>	<p>11-3 Normal FT LCK 104</p>  <p>Backplate, GSV, No Keyhole, No Cover</p>
---	---


<p>Status: Active Height: 165 mm Material: Stainless Steel Width: 45 mm Colour: Anodised Weight: 193 g</p> <p>Prime Series: 21 Mounting Pitch 68mm</p>	<p>11-4 FT LCK 105</p>  <p>Backplate, GSV, Bathroom</p>
---	---

Explanation: Ornamental plate that provides protection for the paintwork of the superstructure from the key. Also has the function of holding a handle.

<p>Status: Active Height: 165 mm Material: Aluminium Width: 45 mm Colour: Mill Finish Weight: 246 g</p> <p>Prime Series: Mounting Pitch 67mm Diameter outer 24mm Diameter inner 19mm</p>	<p>11-5 Normal FT LCK 120</p>  <p style="text-align: center;">Backplate, GSV, Euro Lock, No Cover</p>
--	--


<p>Status: Active Height: Unknown Material: Brass Width: Unknown Colour: Satin Chrome Weight: Unknown</p> <p>Prime Series: 24 Overall Height 62mm Overall Width 33mm Mounting Pitch 50mm</p>	<p>11-6 Normal FT LCK 124</p>  <p style="text-align: center;">Escutcheon, Inner</p>
--	---


<p>Status: Active Height: Unknown Material: Brass Width: Unknown Colour: Satin Chrome Weight: Unknown</p> <p>Prime Series: 24 Overall Height 52mm Overall Width 29mm Thickness 19mm</p>	<p>11-7 Normal FT LCK 125</p>  <p style="text-align: center;">Escutcheon, Outer</p>
---	--


<p>Status: Active Height: Unknown Material: Brass Width: Unknown Colour: Satin Chrome Weight: 8 g</p> <p>Prime Series: 24 Overall Height 67mm Overall Width 33mm Mounting Pitch 50mm</p>	<p>11-8 FT LCK 140 I</p>  <p style="text-align: center;">GSV Escutcheon, Internal Oval</p>
--	--

Explanation: Ornamental plate that provides protection for the paintwork of the superstructure from the key. Also has the function of holding a handle.


<p>Status: Active Height: Unknown Material: Brass Width: Unknown Colour: Satin Chrome Weight: 37 g</p> <p>Prime Series: Overall Height 67mm Overall Width 33mm Mounting Pitch 50mm</p>	<p>11-9 FT LCK 140 E</p>  <p style="text-align: center;">GSV Escutcheon, External Oval</p>
---	---

<p>Status: Active Height: Unknown Material: Stainless Steel Width: Unknown Colour: Chrome Weight: 123 g</p> <p>Prime Series: Diameter 50mm Mounting Pitch 38mm</p>	<p>11-10 Normal FT LCK 207</p>  <p style="text-align: center;">Keyhole Rose 730167 BPC</p>
---	--


<p>Status: Active Height: Unknown Material: Stainless Steel Width: Unknown Colour: Mill Finish Weight: 339 g</p> <p>Prime Series: Overall Length 205mm Overall Width 25mm Mounting Pitch 180mm</p>	<p>11-11 Normal FT LCK 263 A</p>  <p style="text-align: center;">Trio Ving Long Escutcheons 8mm</p>
---	--


<p>Status: Buy as Needed Height: Unknown Material: Acrylic Width: Unknown Colour: Transparent Weight: 8 g</p> <p>Prime Series: 31 Diameter outer 43mm Diameter inner 13mm Mounting pitch 33mm</p>	<p>11-12 Normal FT LCK 347</p>  <p style="text-align: center;">S.31 DIA Lock escutcheon spacer</p>
--	---


Explanation: Mount - A component which separates the body of the door, window etc and a separate component, holding said component in place.

<p>Status: Active Material: Aluminium Colour: Mill Finish Prime Series: Overall length 86mm Mounting Pitch 50mm</p> <p>Height: 20 mm Width: Unknown Weight: 83 g</p>	<p>14-1 Normal FT LCK 113</p>  <p>G40 Weld in Mount for FT LCK 112</p>
--	---




Explanation: A Lock that will hold shut a door etc. but does not necessarily require operation i.e it can be "pushed shut". Does not provide any security.

<p>Status: Long Term Unused Height: 135 mm Material: Brass Width: 18 mm Colour: Mill Finish Weight: 259 g</p> <p>Prime Series: Mounting Pitch 114mm</p> <p>Handed component - Left shown, Right also available</p>	<p>4-1 FT LCK 106 H</p>  <p style="text-align: center;">GSV968 LOCK Left Hand</p>
--	---

<p>Status: Active Height: 110 mm Material: Brass Width: 15 mm Colour: Chrome Weight: 204 g</p> <p>Prime Series: Mounting Pitch 95mm Shaft 10mm</p>	<p>4-2 Normal FT LCK 206</p>  <p style="text-align: center;">Anti-Rattle Mortise Latch Stainless Steel</p>
--	---

<p>Status: Active Height: 80 mm Material: Brass Width: 15 mm Colour: Chrome Weight: Unknown</p> <p>Prime Series: 23</p>	<p>4-3 Normal FT LCK 230</p>  <p style="text-align: center;">S,23 Stable Door Latch</p>
---	---

Explanation: Keys - A device which when engaged can operate the Lock mechanism.

<p>Status: Active Material: Brass Colour: Satin Chrome Prime Series: 24</p> <p>Height: Unknown Width: Unknown Weight: Unknown</p>	<p>15-1 Normal FT LCK 142</p>  <p>GSV Key (Kroon)</p>
<p>Status: Active Material: Brass Colour: Chrome Prime Series: 23</p> <p>Height: Unknown Width: Unknown Weight: Unknown</p>	<p>15-2 Normal FT LCK 349</p>  <p>Mobella Key, 802</p>
<p>Status: Active Material: Brass Colour: Chrome Prime Series: 23</p> <p>Height: Unknown Width: Unknown Weight: Unknown</p>	<p>15-3 Normal FT LCK 453</p>  <p>Key Blank for West Lock</p>