

Handles

Part	Description	Status	Reference	Page
KS-35	Moyle Handles			3
FT HND 080 A	100mm Heavy Duty Moyle Handle- Anodise.	Active	35-1	3
FT HND 082 A	150mm Heavy Duty Moyle Handle- Anodise.	Active	35-2	3
KS-36	"D" Handles			4
FT HND 070 A	100mm 'D' Handle Plain - Anodised	Active	36-1	4
FT HND 071 A	100mm 'D' Handle Slotted -Anodised	Active	36-2	4
FT HND 072 M	150mm 'D' Handle Plain - Mill	Active	36-3	4
FT HND 073 M	150mm 'D' Handle Slotted - Mill	Active	36-4	4
KS-37	Dogs			5
FT HND 655	G40 Dog, Driven, Dog, MK3 Casting	Active	37-1	5
FT HND 656 Z	G.40 Cast dog forS.28 DIA doors	Active	37-2	5
FT HND 657 Z	G.40 Cast Dog - low nose 35mm	Active	37-3	5
KS-38	Escutcheon Roses			6
FT HND 158	Escutcheon Rose 45mm Dia Handle	Active	38-1	6
FT HND 159	Escutcheon rose Oval Chrome or Brass	Active	38-2	6
FT HND 160	Escutcheon Rose 45mm Dia Eurocylinder	Active	38-3	6
KS-39	Handles			7
FT HND 001 H	RW/ 9-4 Handle LH	Active	39-1	7
FT HND 051	Full Drop Handle ST/ST	Active	39-2	7
FT HND 055	Grab Handle 152mm	Active	39-3	7
FT HND 060	Handle Black PVC	Active	39-4	7
FT HND 063	Angle Handle 100mm (Cranked Door) WPC	Active	39-5	8
FT HND 064	Stirrup Handle	Active	39-6	8
FT LCK 101	GSV Handle, 9mm Spindle	Active	39-7	8
FT HND 103	Timage Mortise Door Handle CP 3808	Active	39-8	8
FT CAT 113	Push to close latch 17-22mm Panel White Locking	Active	39-9	9
FT HND 118	GSV Handles C/W Plates	Active	39-10	9
FT HND 156	S,29 Internal Door Handle Chrome or Brass	Active	39-11	9
FT HND 157	Door handle 3807a 00c Chrome	Active	39-12	9
FT HND 210 H	Handle, Through Glass LH, Lewmar Kit No 360249990	Active	39-13	10
FT LCK 264	Trio Ving Door Handles	Active	39-14	10

Part	Description	Status	Reference	Page
FT HND 701	S.32 DSx "Grab" Handle (316)	Active	39-15	10
FT LCK 804	Silver Lever/Lever Handles for FT LCK 800	Buy as Needed	39-16	10
FT HND 850	Internal handle for S.29 Shower Doors	Active	39-17	11
FT LCK 851	Flush Handle For Interior S21-23 Flush Door	Long Term Unused	9-18	11
FT HND 965 H	L/H G40 Straight Stainless, External handle with s	Manufactured Internally		11
FT HND 978 H	G40 Inner Handle, Right Hand, Double Crank	Active	39-20	11

Explanation: These are fitted onto Seaglaze Sliding Windows. They are rather like "D" Handles in how they work, the difference being that they are made with a slot so that a Screwdown can be tightened to it when closed for

Status: Active Height: Unknown
Material: Aluminium Width: Unknown
Colour: Anodised Weight: 49 g

Prime Series:
Overall Length 100mm
Overall Width 25mm

Anodised finish shown, Powder coating and Mill Finish also available

35-1 Normal **FT HND 080 A**



100mm Heavy Duty Moyle Handle- Anodise.

Status: Active Height: 153 mm
Material: Aluminium Width: Unknown
Colour: Anodised Weight: 69 g

Prime Series:
Overall Length 150mm


Anodised finish shown, Powder coating and Mill Finish also available


35-2 Normal **FT HND 082 A**





150mm Heavy Duty Moyle Handle- Anodise.

Explanation: These are fitted to Seaglaze Sliding Windows. They act as the hand to open and close the Window with ease.

<p>Status: Active Height: Unknown Material: Aluminium Width: Unknown Colour: Anodised Weight: 22 g</p> <p>Prime Series: Overall Height 100mm Overall Width 23mm</p> <p>Anodised finish shown, Powder coating and Mill Finish also available</p>	<p>36-1 Normal FT HND 070 A</p>  <p>100mm 'D' Handle Plain - Anodised</p>
--	--

<p>Status: Active Height: Unknown Material: Aluminium Width: Unknown Colour: Anodised Weight: 22 g</p> <p>Prime Series: Overall length 100mm Overall Width 23.5mm</p> <p>Anodised finish shown, Powder coating and Mill Finish also available</p>	<p>36-2 Normal FT HND 071 A</p>  <p>100mm 'D' Handle Slotted -Anodised</p>
--	--

<p>Status: Active Height: Unknown Material: Aluminium Width: Unknown Colour: Mill Finish Weight: 38 g</p> <p>Prime Series: Overall Length 150mm Overall Width 28mm</p> <p>Mill finish shown, Anodising and Powder Coating also available</p>	<p>36-3 Normal FT HND 072 M</p>  <p>150mm 'D' Handle Plain - Mill</p>
---	--

<p>Status: Active Height: Unknown Material: Aluminium Width: Unknown Colour: Mill Finish Weight: 35 g</p> <p>Prime Series: Overall length 150mm Overall Width 27mm</p> <p>Mill finish shown, Anodising and Powder Coating also available</p>	<p>36-4 Normal FT HND 073 M</p>  <p>150mm 'D' Handle Slotted - Mill</p>
---	--

Explanation: These are fitted onto various Seaglaze doors. They act like a handle but are linked together internally. So one handle can operate all dogs fitted.

Status: Active	Height: Unknown
Material: Stainless Steel	Width: Unknown
Colour: Mirror Polished	Weight: 349 g
Prime Series:	
Overall Length 91mm	
Diameter (base) 50mm	

37-1 Normal

FT HND 655



G40 Dog, Driven, Dog, MK3 Casting

Status: Active	Height: 40 mm
Material: Stainless Steel	Width: Unknown
Colour: Electro Polished	Weight: 429 g
Prime Series: 28	
Overall length 120mm	
Diameter (base) 50mm	

37-2 Normal

FT HND 656 Z



G.40 Cast dog for S.28 DIA doors

Status: Active	Height: 40 mm
Material: Stainless Steel	Width: Unknown
Colour: Electro Polished	Weight: 360 g
Prime Series: 53	
Overall length 85mm	
Diameter (base) 50mm	


37-3 Normal


FT HND 657 Z




G.40 Cast Dog - low nose 35mm


Explanation: These are the surrounds for handles and locks. They are the decorative part that is viewed from the outside. In the case of the lock escutcheons they also double as protection for the paintwork when attempting to


<p>Status: Active Height: Unknown Material: Aluminium Width: Unknown Colour: Chrome Weight: 15 g</p> <p>Prime Series: Diameter inner 17mm Diameter outer 46mm Mounting Pitch 32mm</p>	<p>38-1 Normal FT HND 158</p>  <p>Escutcheon Rose 45mm Dia Handle</p>
---	--


<p>Status: Active Height: 56.4 mm Material: Aluminium Width: 28.1 mm Colour: Chrome Weight: 11 g</p> <p>Prime Series: Mounting Pitch 32mm</p>	<p>38-2 Normal FT HND 159</p>  <p>Escutcheon rose Oval Chrome or Brass</p>
---	--


<p>Status: Active Height: Unknown Material: Aluminium Width: Unknown Colour: Chrome Weight: 15 g</p> <p>Prime Series: Diameter 46mm Thickness 4mm Mounting Pitch 32mm</p>	<p>38-3 Normal FT HND 160</p>  <p>Escutcheon Rose 45mm Dia Eurocylinder</p>
---	---

Explanation: This is a mix of handles which have different function and are used on different things but can only be described as handles.


<p>Status: Active Height: Unknown Material: Aluminium Width: Unknown Colour: Mill Finish Weight: 102 g</p> <p>Prime Series: Overall Length 145mm Overall Width 35mm Handle Clearance 30mm</p> <p>Handed component - Left shown, Right also available</p>	<p>39-1 Normal FT HND 001 H</p>  <p>RW/ 9-4 Handle LH</p>
---	--


<p>Status: Active Height: Unknown Material: Aluminium Width: Unknown Colour: Chrome Weight: 133 g</p> <p>Prime Series: Overall Length 153mm Overall Width 33mm Handle Clearance 20mm</p>	<p>39-2 Normal FT HND 051</p>  <p>Full Drop Handle ST/ST</p>
---	--


<p>Status: Active Height: Unknown Material: Stainless Steel Width: Unknown Colour: Mill Finish Weight: 214 g</p> <p>Prime Series: Handle Clearance 28mm Overall length 163mm</p>	<p>39-3 Normal FT HND 055</p>  <p>Grab Handle 152mm</p>
---	--


<p>Status: Active Height: Unknown Material: Plastic Width: Unknown Colour: Black Weight: 64 g</p> <p>Prime Series: Overall Height 132mm Overall Width 32mm Handle Clearance 25mm</p>	<p>39-4 Normal FT HND 060</p>  <p>Handle Black PVC</p>
---	---

Explanation: This is a mix of handles which have different function and are used on different things but can only be described as handles.


<p>Status: Active Height: 102 mm Material: Aluminium Width: 52 mm Colour: White Weight: 60 g</p> <p>Prime Series:</p> <p>Pow der Coating finish show n, Mill finish and Anodising finishes also available.</p>	<p>39-5 Normal FT HND 063</p>  <p>Angle Handle 100mm (Cranked Door) WPC</p>
---	--

<p>Status: Active Height: Unknown Material: Plastic Width: Unknown Colour: Black Weight: 54 g</p> <p>Prime Series:</p> <p>Overall Length 146mm Overall Width 24mm Handle Clearance 32mm</p>	<p>39-6 Normal FT HND 064</p>  <p>Stirrup Handle</p>
--	--


<p>Status: Active Height: Unknown Material: Stainless Steel Width: Unknown Colour: Satin Weight: 513 g</p> <p>Prime Series:</p> <p>Shaft 10mm Overall length 116m Overall Width 70mm</p> <p>The handle fitted w ith/to FT LCK 200</p>	<p>39-7 Normal FT LCK 101</p>  <p>GSV Handle, 9mm Spindle</p>
--	--


<p>Status: Active Height: Unknown Material: Aluminium Width: Unknown Colour: Chrome Weight: 69 g</p> <p>Prime Series:</p> <p>Diameter 53mm Overall length 75mm Shaft 8mm</p>	<p>39-8 Normal FT HND 103</p>  <p>Timage Mortise Door Handle CP 3808</p>
---	--

Explanation: This is a mix of handles which have different function and are used on different things but can only be described as handles.


<p>Status: Active Height: 38 mm Material: Plastic Width: Unknown Colour: White Weight: 62 g</p> <p>Prime Series: Diameter 62mm Number of Keys 2</p>	<p>39-9 Normal FT CAT 113</p>  <p style="text-align: center;">Push to close latch 17-22mm Panel White Locking</p>
--	--


<p>Status: Active Height: 170 mm Material: Stainless Steel Width: 30 mm Colour: Satin Weight: 239 g</p> <p>Prime Series: Mounting Pitch 140mm Handle Clearance 30mm</p>	<p>39-10 Normal FT HND 118</p>  <p style="text-align: center;">GSV Handles C/W Plates</p>
--	---


<p>Status: Active Height: 17 mm Material: Stainless Steel Width: 83 mm Colour: Chrome Weight: 189 g</p> <p>Prime Series: 29 Shaft 8mm Handle Clearance 32mm</p>	<p>39-11 Normal FT HND 156</p>  <p style="text-align: center;">S,29 Internal Door Handle Chrome or Brass</p>
--	---


<p>Status: Active Height: 32 mm Material: Stainless Steel Width: 101 mm Colour: Chrome Weight: 530 g</p> <p>Prime Series: Shaft 8mm square</p>	<p>39-12 Normal FT HND 157</p>  <p style="text-align: center;">Door handle 3807a 00c Chrome</p>
--	--

Explanation: This is a mix of handles which have different function and are used on different things but can only be described as handles.


<p>Status: Active Material: Plastic Colour: Grey</p> <p>Height: Unknown Width: Unknown Weight: 102 g</p> <p>Prime Series: Overall Length 135mm Handle Clearance 24mm</p>	<p>39-13 Normal FT HND 210 H</p>  <p>Handle, Through Glass LH, Lewmar Kit No 360249990</p>
--	---


<p>Status: Active Material: Stainless Steel Colour: Satin</p> <p>Height: Unknown Width: Unknown Weight: Unknown</p> <p>Prime Series:</p>	<p>39-14 Normal FT LCK 264</p>  <p>Trio Ving Door Handles</p>
--	---


<p>Status: Active Material: Stainless Steel Colour: Polished</p> <p>Height: 180 mm Width: 25 mm Weight: 451 g</p> <p>Prime Series: 32 Handle Clearance 30mm</p>	<p>39-15 Normal FT HND 701</p>  <p>S.32 DSx "Grab" Handle (316)</p>
---	--


<p>Status: Buy as Needed Material: Aluminium Colour: Mill Finish</p> <p>Height: 264 mm Width: 30 mm Weight: 142 g</p> <p>Prime Series:</p>	<p>39-16 Normal FT LCK 804</p>  <p>Silver Lever/Lever Handles for FT LCK 800</p>
--	---

Explanation: This is a mix of handles which have different function and are used on different things but can only be described as handles.

<p>Status: Active Height: Unknown Material: Aluminium Width: Unknown Colour: Mill Finish Weight: 31 g</p> <p>Prime Series: 29 Overall Height 51mm Overall Width 70.5mm Mounting Pitch 38mm</p>	<p>39-17 Normal FT HND 850</p>  <p style="text-align: center;">Internal handle for S.29 Shower Doors</p>
---	---

<p>Status: Long Term Unused Height: Unknown Material: Plastic Width: Unknown Colour: Black Weight: 125 g</p> <p>Prime Series: 21 Overall Height 115mm Overall Width 117mm</p>	<p>39-18 Normal FT LCK 851</p>  <p style="text-align: center;">Flush Handle For Interior S21-23 Flush Door</p>
--	--

<p>Status: Manufactured Internally Height: Unknown Material: Stainless Steel Width: Unknown Colour: Mirror Polished Weight: 1068 g</p> <p>Prime Series: 24 Overall Length 210mm Bar Thickness 16mm Handle Clearance 32mm</p>	<p>39-19 Normal FT HND 965 H</p>  <p style="text-align: center;">L/H G40 Straight Stainless, External handle with s</p>
---	--

<p>Status: Active Height: Unknown Material: Stainless Steel Width: Unknown Colour: Mirror Polished Weight: Unknown</p> <p>Prime Series: 28 Handle Clearance 50mm</p> <p>Handed component - Right shown, Left also available</p>	<p>39-20 Normal FT HND 978 H</p>  <p style="text-align: center;">G40 Inner Handle, Right Hand, Double Crank</p>
--	--

Explanation: This is a mix of handles which have different function and are used on different things but can only be described as handles.
